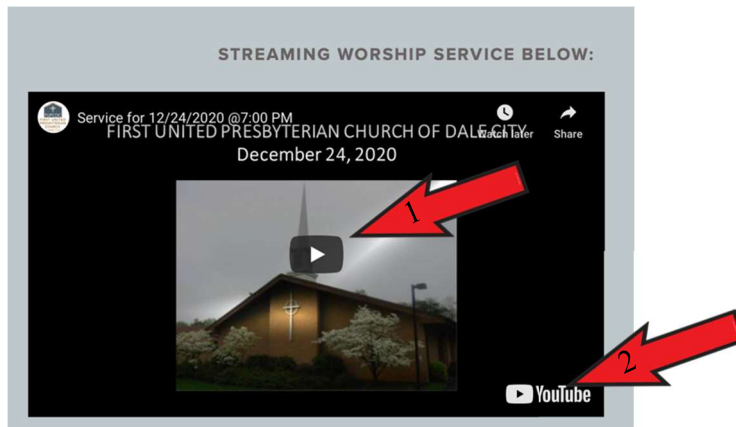


## How to Connect in Live Chat during Worship

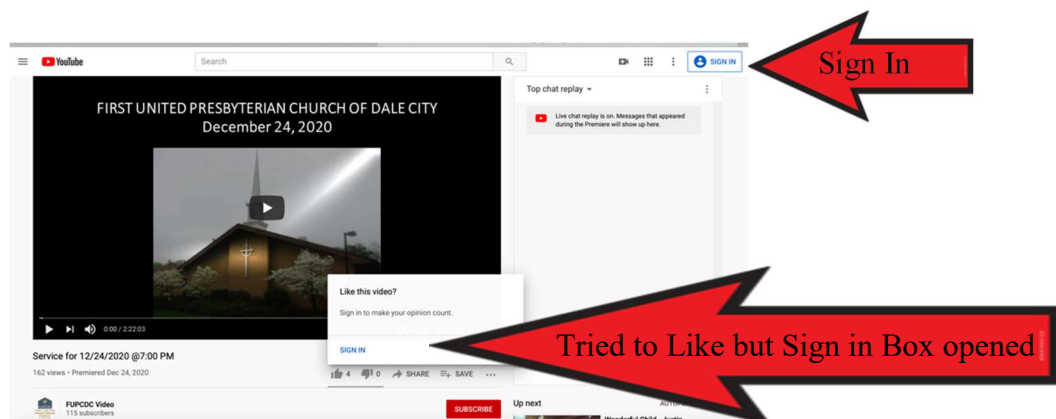
I know we all wish COVID was over so we could worship together in person. Because that won't happen for a while, we will need to continue worshipping online. Did you know that you can connect with others who are also watching the service live? Log in 15 minutes before the service starts (9:45am) and click on the Live Chat icon and chat with others who are watching. It is wonderful to feel that you are not watching alone, and it will also allow you to participate in worship instead of just watching it.

You may be wondering how this is done. It is easy! Just go to the church's web page [www.fupcdc.org](http://www.fupcdc.org) and look for the video frame under the heading "Streaming Worship Service Below." You have 2 watch options.

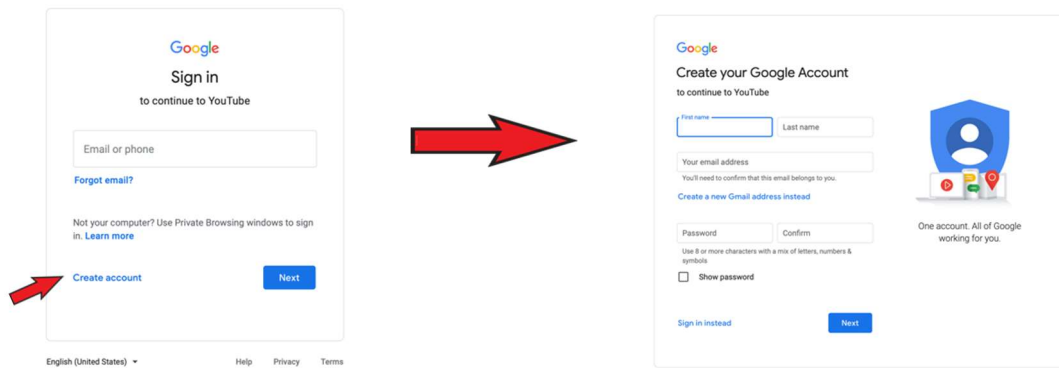
1. You can click on the start arrow in the middle of the frame to just watch the service on the church's website, but you will not be able to participate in the Live Chat or leave any Comments, so we encourage to try the 2<sup>nd</sup> option below.
2. You can click on the white YouTube icon at the bottom right of the frame to go to YouTube's website where you can watch the service and Live Chat, Comment, Like, Share, and Subscribe to the church's channel **FUPCDC Video**.



If Live Chat, Comments, Like, Share and Subscribe are not available to you, it is because you are not signed into the YouTube website, so you will need to do this with a Google Account or Gmail which the site will prompt you to complete. If you do not have a Gmail address, you can create one on the spot for free.

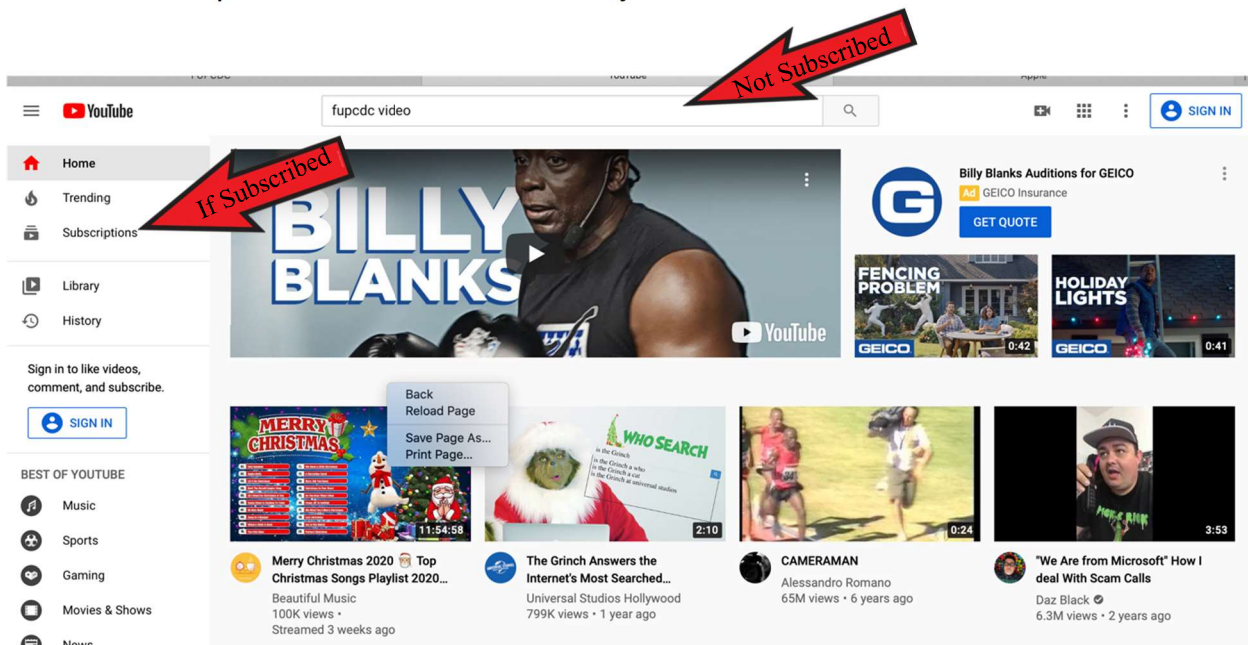


If you already have a Google Account, just Sign In with your Gmail. If you do not already have a Goggle Account, you will need to click on the Create Account in the bottom left and then follow the prompts on the next screen.



The YouTube Home page has many different videos, so you will want to **SUBSCRIBE** to **FUPCDC Video** once you are there to make it easy to find the weekly Sunday services. If you have created a new account, and it opens in a YouTube channel other than the FUPCDC Video channel, do one of the following:

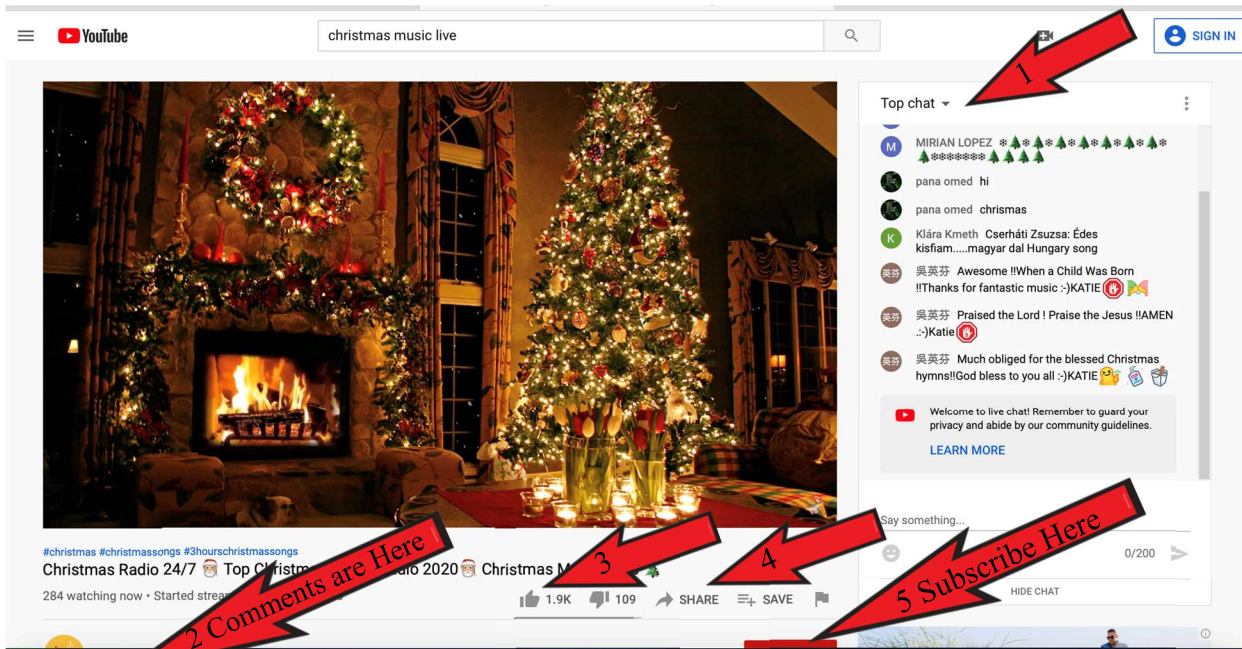
1. If not Subscribed, go to the Search Box at the top of the page and type in **FUPCDC Video** and push Enter. It will take you to all the church videos with the most current on top.
2. If Subscribed, all you will need to do the next time you want to see a church video is click on the Subscriptions button and it will take you there.



Once you are Signed into YouTube and have returned to the **FUPCDC Video** page, you can do various actions. The screenshot below is not our church channel, but an appropriate clip to show you the locations of the actions such as:

1. **Live Chat** when you are watching a video that is being streamed live. On your computer it will be to the right side of your screen. (If you are watching from your phone, click on the Live Chat icon that appears right before the Share icon. The Live Chat on your phone will take place below the video.) Once the video is no longer live, you will not be able to add to the Live Chat, but you can click on Top Chat Replay to read what was chatted during the live broadcast.

- Comments** (which didn't fit in this screenshot but is directly underneath the indicated red arrow) You may Comment at any time, and your Comments can be seen by anyone who looks at this site.
- Thumbs Up** = Like
- Share** the Video (We would love to have you pass this on to your friends! 😊)
- Subscribe** (which is also cut off in this screenshot) This will make it easy for you to find our channel and you will receive notifications when a new video is posted. Just click the red SUBSCRIBE button and you will be subscribed.



We would love to connect with you during livestream worship through Live Chat. Join us 15 minutes before the service begins for general chat where you may be asked an easy conversation starter, and then once the service begins, you can participate in worship by passing the peace, offering virtual prayer requests, and commenting on what you hear. If you have never chatted before, here is how you do it:

- To post in live chat, click into where it says: “Chat Publicly as....” and begin typing. Then, click the arrow to send it.
- Viewers are limited to 200 characters and a maximum of 11 submissions every 30 seconds. Event owners are not subject to the frequency threshold. Viewers cannot post special characters, URLs, or HTML tags.

Before you close **FUPCDC Video**, please give a thumbs up and leave a comment of support that will stay attached to this video and can be seen by the public. This will help our church’s algorithms, and our videos will be seen by more people who are searching for a church.

We hope this will help you connect to worship in 2021!